



C O P - R C O R P

Communities of Practice for Rural Communities Opioid Response Program

On-Demand Webinar
Community Needs Assessment:
Introduction & Mission Template

**Presented by Ohio University's Voinovich School of Leadership and
Public Affairs & the Pacific Institute for Research and Evaluation**

April 9, 2019

Webinar Orientation



Carrie Burggraf, Research Associate
Ohio University's Voinovich School
of Leadership and Public Affairs

- ❑ Discuss Community Needs Assessment Deliverable

- ❑ Review the Introduction & Mission Template
 - Download to follow along and to complete the template:
<https://www.communitiesofpractice-rcorp.com/needsandgapsassessment>

Community Needs Assessment: Introduction & Mission Template

Includes two requirements from the JBS (HRSA's TA provider) needs assessment template:

- Introduction/Background Information (p. 1-2)
- Vision/Mission/Planning Values (p. 3-4)

Community Needs Assessment: Introduction & Mission Template

Introduction/Background Information

- ❑ Divided into four sections:
 - Summary of geographical areas included in the needs assessment
 - General population and population of focus
 - History of the community
 - Community culture

Vision/Mission/Planning Values

- ❑ Divided into three section:
 - Vision of local consortium
 - Mission of local consortium
 - Planning values


Introduction/Background: Guidance from JBS

Guidance from JBS (HRSA's TA Provider):

Introduction/Background Information:

Include a summary of the geographical areas addressed in this needs assessment, including community culture and history.

Introduction/Background: Template & Guidance from OU/PIRE



Directions from OU/PIRE: Please answer the following questions in order to provide the language that will be used to complete the Introduction section of your final Needs Assessment report. In some instances, the information requested could be unknown or unavailable. In those cases, simply state that is the case.

1. Summary of Geographical Areas Included in the Needs Assessment

Guidance from OU/PIRE: What areas of your community are you including as part of the COP-RCORP Planning project for your needs assessment? In many cases, the needs assessment will cover all of the areas of your county/community. If the HRSA-designated rural areas of your county does not match exactly with the data you have, you may want to just state that this is the case.

Target Area as Listed in Proposal

Ashtabula County, OH

Fairfield County, OH in HRSA-designated rural census tracts of 43017, 43112, 43130, 43148, 43150, & 43155

Seneca County, OH

Sandusky County, OH, including Fremont and zip codes 43407, 43410, 43420, 43431, 43435, 43442, 43464, & 43469

Washington County, Ohio, including Marietta and Belpre and zip codes 45712, 45713, 45714, & 45715

Type your response here.

Introduction/Background: Template & Guidance from OU/PIRE

Directions from OU/PIRE: Please answer the following questions in order to provide the language that will be used to complete the Introduction section of your final Needs Assessment report. In some instances, the information requested could be unknown or unavailable. In those cases, simply state that is the case.

1. Summary of Geographical Areas Included in the Needs Assessment

Guidance from OU/PIRE: What areas of your community are you including as part of the COP-RCORP Planning project for your needs assessment? In many cases, the needs assessment will cover all of the areas of your county/community. If the HRSA-designated rural areas of your county does not match exactly with the data you have, you may want to just state that this is the case.

Target Area as Listed in Proposal

Ashtabula County, OH

Fairfield County, OH in HRSA-designated rural census tracts of 43017, 43112, 43130, 43148, 43150, & 43155

Seneca County, OH

Sandusky County, OH, including Fremont and zip codes 43407, 43410, 43420, 43431, 43435, 43442, 43464, & 43469

Washington County, Ohio, including Marietta and Belpre and zip codes 45712, 45713, 45714, & 45715

Type your response here.

Introduction/Background: Template & Guidance from OU/PIRE

Directions from OU/PIRE: Please answer the following questions in order to provide the language that will be used to complete the Introduction section of your final Needs Assessment report. In some instances, the information requested could be unknown or unavailable. In those cases, simply state that is the case.

1. Summary of Geographical Areas Included in the Needs Assessment

Guidance from OU/PIRE: What areas of your community are you including as part of the COP-RCORP Planning project for your needs assessment? In many cases, the needs assessment will cover all of the areas of your county/community. If the HRSA-designated rural areas of your county does not match exactly with the data you have, you may want to just state that this is the case.

Target Area as Listed in Proposal


Ashtabula County, OH

Fairfield County, OH in HRSA-designated rural census tracts of 43017, 43112, 43130, 43148, 43150, & 43155

Seneca County, OH

Sandusky County, OH, including Fremont and zip codes 43407, 43410, 43420, 43431, 43435, 43442, 43464, & 43469

Washington County, Ohio, including Marietta and Belpre and zip codes 45712, 45713, 45714, & 45715



Type your response here.

Introduction/Background: Template & Guidance from OU/PIRE

4. Community Culture

Guidance from OU/PIRE: Please respond to each of the following questions regarding the overall community culture. Keep in mind that the grant focuses on addressing prevention, treatment, and recovery for substance use disorders, so think about how to describe the context of your community culture for that work.

- a. Describe the overall cultural feel of your community. [Tip: You may want to speak with your visitor's bureau or chamber of commerce for information to include here.]

Type your response here.

- b. What is your community the most proud of from a cultural perspective?

Type your response here.

- c. Please provide a narrative statement explaining each of the five pictures you provided for the website and why they are important and representative of your community.

Photo 1 is of _____. We selected it because _____.

Photo 2 is of _____. We selected it because _____.

Photo 3 is of _____. We selected it because _____.

Introduction/Background: Helpful Tips

- ❑ Goal: Introduce your community to the reader.
 - What is important for the reader to know about your community in the context of this needs assessment and this grant?
- ❑ When completing the geographical areas and the general populations sections, consult the grant proposal language shared by our team.
- ❑ When completing the history and community culture sections, keep in mind that this grant focuses on addressing prevention, treatment, and recovery for substance use disorders.
- ❑ Complete the community responses as best as you can. If information or data is unavailable, simply write this in the response area.

Vision/Mission/Planning Values: Helpful Tips

- Goal: Express your consortium's vision (ideal conditions) and mission (big picture goal), and the central values for your strategic planning process.
- Work collaboratively with your consortium to develop your vision, mission, and planning values.
- May be helpful to work on these while drafting and finalizing your local MOUs.
- These are working versions and can be revisited and updated throughout the needs assessment process.

Community Needs Assessment: Resources

- ❑ COP-RCORP Website:

<https://www.communitiesofpractice-rcorp.com/>

- ❑ Needs Assessment Page:

<https://www.communitiesofpractice-rcorp.com/needsandgapsassessment>

- ❑ Master Consortium Members Only Page

- Data and language from the grant proposal

Community Needs Assessment: Resources



HOME

ABOUT US

COMMUNITIES

CORE ACTIVITIES


HRSA RESOURCES

Master Consortium Members Only


Search Site

Core Activities

We follow our [workplan](#) which outlines six core activities to achieve the goals of the COPRCO initiative.



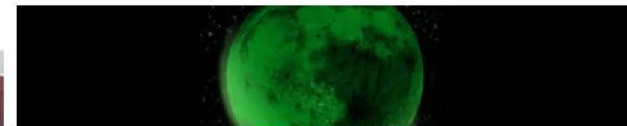
Core Activity 1: Strong Consortia



Core Activity 2: Needs and Gaps Assessment



Core Activity 3: Strategic Planning



Community Needs Assessment: Resources

[HOME](#)[ABOUT US](#)[COMMUNITIES](#)[CORE ACTIVITIES](#)[HRSA RESOURCES](#)[Master Consortium Members Only](#)

Core Activity 2: Needs and Gaps Assessment



In order for our community of practice to be successful, each activity must be properly placed in a relevant local context. The first step to contextual analysis is to conduct a needs assessment of the local resources, barriers, and services in each community. Each community conducts a detailed analysis to identify opportunities and gaps in OUD prevention, treatment (including MAT), and/or recovery workforce, services, and access to care within the target rural service area and existing federal, state, and local OUD resources that could be leveraged within the rural community.

Resources

1. [Introduction & Mission Template](#) - updated/posted on 4/2/2019
2. [Prevention Template](#) - (posted on 3/29/2019)
3. [Treatment Teampplate](#) - (posted on 3/29/2019)
4. [Recovery Template](#) - (posted on 3/29/2019)

Community Needs Assessment: Resources



HOME

ABOUT US

COMMUNITIES

CORE ACTIVITIES


HRSA RESOURCES

Master Consortium Members Only

Q Search Site

Core Activities

We follow our [workplan](#) which outlines six core activities to achieve the goals of the COPRCORP initiative.



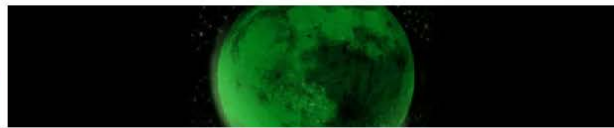
Core Activity 1: Strong Consortia



Core Activity 2: Needs and Gaps Assessment



Core Activity 3: Strategic Planning



Community Needs Assessment: Resources

- Needs Assessment Content Support:
 - Casey Shepherd: cshepherd@pire.org or 502-238-7323
 - Carrie Burggraf: burggraf@ohio.edu or 614-793-5686

- Scheduled drop-in calls

- Your one-on-one TA provider